

MOTOPLASTIC, S.A.

Molí de la sal, 1 - 08403 Granollers (Barcelona) SPAIN

Tel. 34 93 849 06 33 - Fax 34 93 849 09 88

info@puig.tv - info@puigusa.com

www.puig.tv - www.puigusa.com

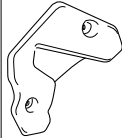








INSTRUCCIONES DE MONTAJE - MOUNTING INSTRUCTIONS - MONTAGEANLEITUNG

DEFLECTOR POSTERIOR ESCAPE - REAR PANEL ADAPTABLE TO - SEITENVERKLEIDUNG FÜR

BMW R1200GS

'04-'09 / '10-'12 / '06-'13 Adventure

Ref.: 6802

| ID. | DESCRIPCIÓN / DESCRIPTION | QTY. |
|-----|--|----------------|
| 1 |  Tapa posterior Rear panel | 1 |
| 2 |  Soporte metálico delantero Front metal support | '04-'09 A 1 |
| 3 |  Soporte metálico trasero Rear metal support | '04-'09 A 1 |
| 4 |  Soporte metálico delantero Front metal support | '10-'12 B 1 |
| 5 |  Soporte metálico trasero Rear metal support | '10-'12 B 1 |
| 6 |  Casquillo Ø int. 6,5 x Ø ext. 9 x 6,6 Arrowhead Ø inner 6,5 x Ø outer 9 x 6,6 | '10-'12 1 |
| 7 |  Silemblock M5 M5 Silemblock | 2 |
| 8 |  Tornillo Allen M5x11 ISO 7380 M5x11 ISO 7380 Allen screw | 1 |
| 9 |  Tornillo Allen M5x16 ISO 7380 M5x16 ISO 7380 Allen screw | 3 |

