



Yamaha MT-07
Radiator Guard

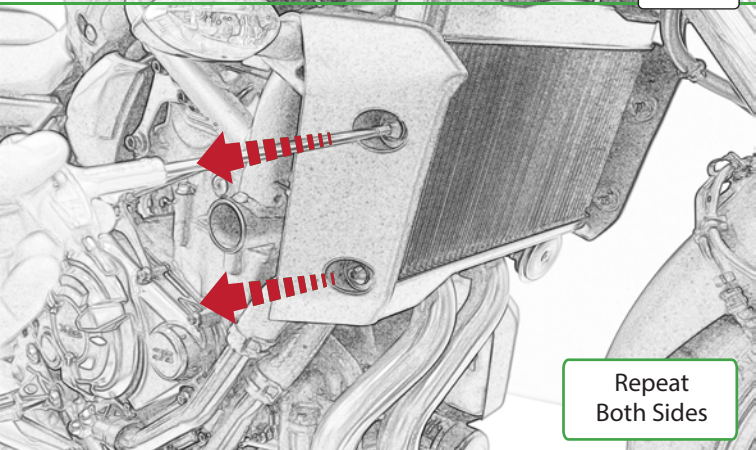
Installation Instructions





Kit Contents PRN014086

Ⓐ 6 x Rubber Bungs



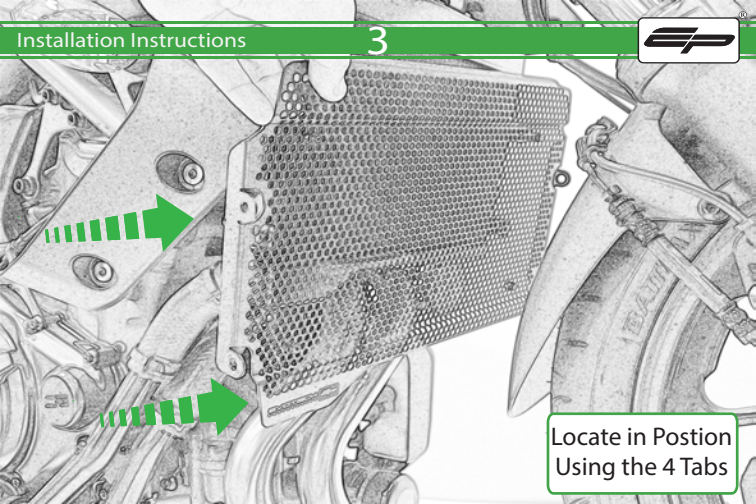


Repeat
Both Sides




Locate round holes amongst hexagons.

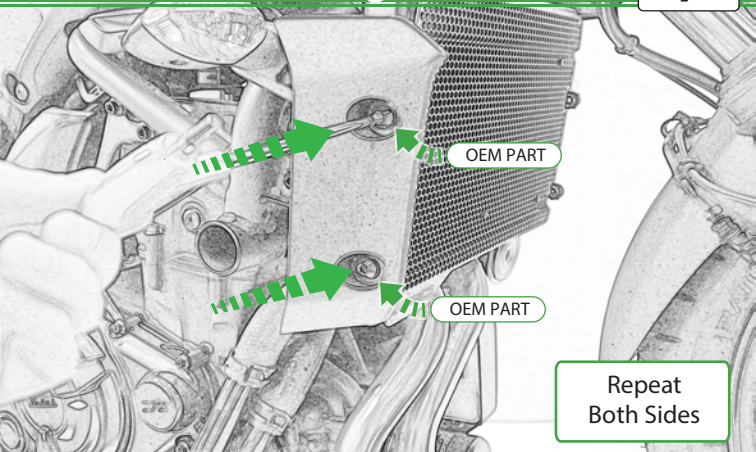
Push Rubber Spacer through from the back of the guard so Hexagonal shape fits on the front face



Locate in Position
Using the 4 Tabs



Repeat
Both Sides



OEM PART

OEM PART

Repeat
Both Sides



ESSENTIAL CHECKS



It is recommended that periodic inspections are made to ensure that dirt and debris have not become trapped between the guard and the radiator/oil cooler. Such dirt and debris would reduce the cooling efficiency of the radiator/oil cooler.

It is recommended that periodic inspections are made to ensure that all fixings are fully tightend.



EVOTECH®
P E R F O R M A N C E

www.evotech-performance.com