



EVOTECH®
P E R F O R M A N C E

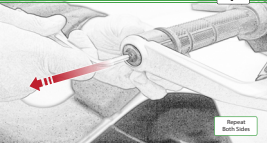
www.evotech-performance.com

Multistrada Bar End
Installation Instructions

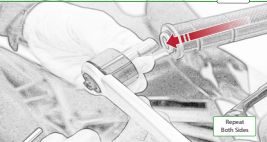


Kit Contents PRND13213

- ① 2 x Bar End Inner
- ② 2 x Bar End Outer
- ③ 2 x M6 x 70 Caphead



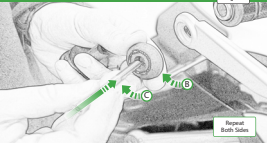
Repeat
Both Sides



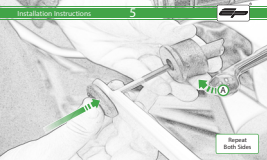
Repeat
Both Sides




Repeat
Both Sides



Repeat
Both Sides



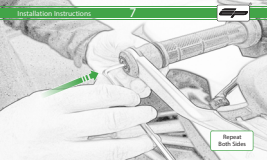
Repeat
Both Sides



← COMFORT

→

Repeat
Both Sides



**Repeat
Both Sides**



ESSENTIAL CHECKS



It is recommended that periodic inspections are made to ensure that all bolts are tightened to the specified torque settings.

Should the bike be involved in an accident a thorough inspection should be made and any components that have taken an impact, no matter how small, be replaced



EVOTECH®
P E R F O R M A N C E

www.evotech-performance.com