



EVOTECH®
P E R F O R M A N C E

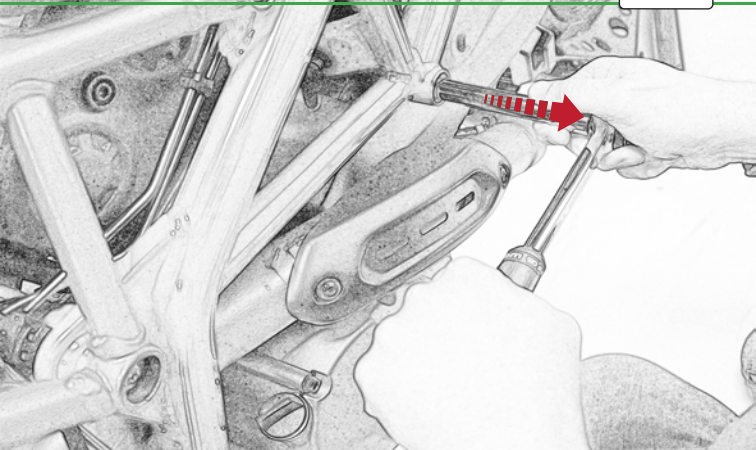
Ducati Hypermotard 821/939/950
Crash Protection

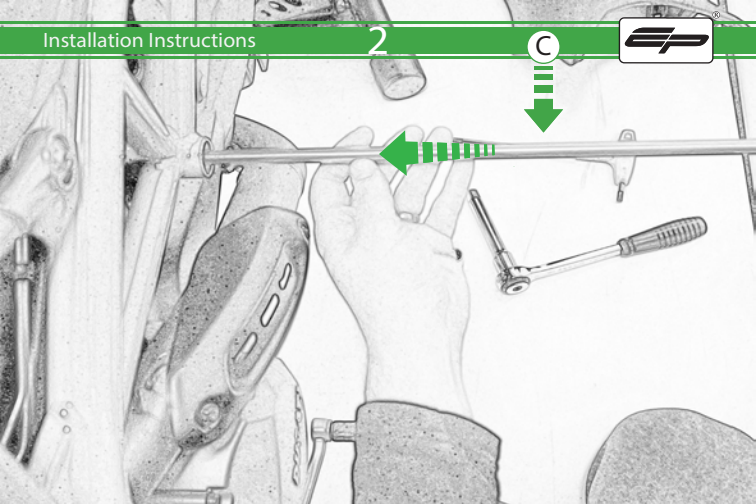
Installation Instructions




Kit Contents PRN010926


- Ⓐ 1 x L/H Spacer (Longest)
- Ⓑ 1 x R/H Spacer (Shortest identification groove)
- Ⓒ 1 x Shaft
- Ⓓ 2 x M12 Washer
- Ⓔ 2 x M12 Nut
- Ⓕ 2 x Bobbin Head
- Ⓖ 2 x Polyurethane Washer

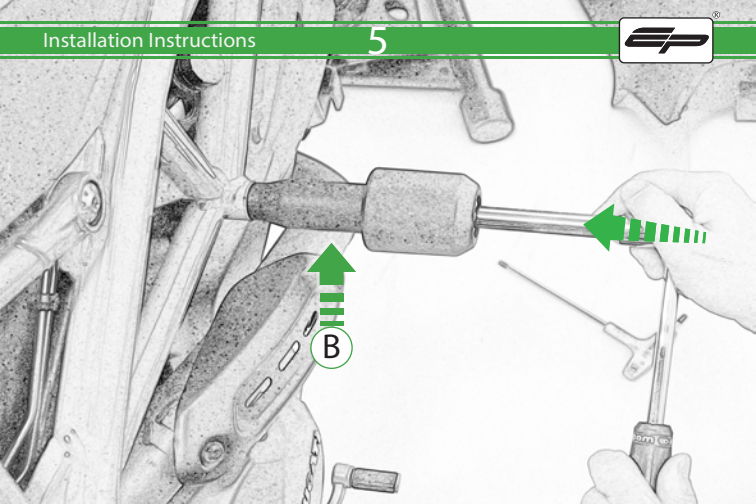


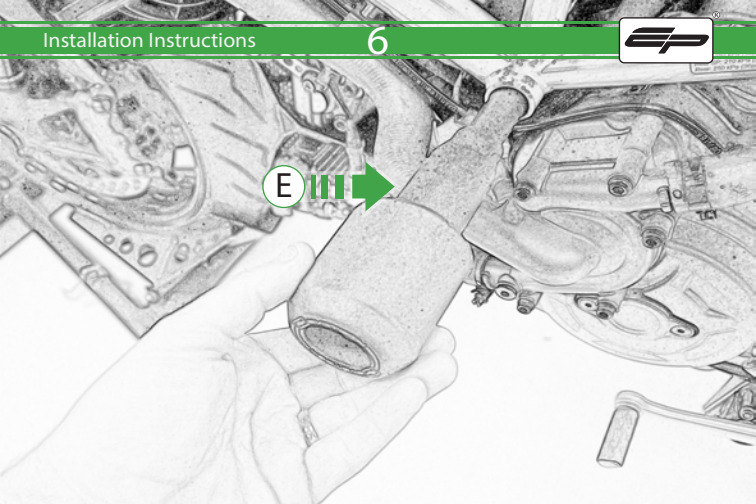




ID Groove
R/H Spacer







E III →



Repeat
Both Sides



Repeat
Both Sides



Caution

Manufacturers Torque
Specification
(60Nm)



 **ESSENTIAL CHECKS** 

It is recommended that periodic inspections are made to ensure that all bolts are tightened to the specified torque settings.

Should the bike be involved in an accident a thorough inspection should be made and any components that have taken an impact, no matter how small, be replaced



EVOTECH®
P E R F O R M A N C E

www.evotech-performance.com