



AX1420

KTM SX/XC250-300

HVA TX300/TC250

X-treme Skid Plate

- 2 PM01-04-170 Rear plastic fixation
- 1 PM03-04-094 Fast front fixation
- 1 PM02-07-001 Inox hard fixation
- 6 NE01-02-005 Tfhc 6x35mm
- 2 NE01-02-003 Tfhc 6x25mm
- 8 NE01-04-003 Em6f
- 8 NE01-03-001 R.M6
- 3 NE01-11-001 Screw 6x25mm
- 3 NE01-04-002 Clamped bolt
- 2 NE01-04-009 Em5f
- 2 NE01-05-009 Tchc 5x16mm
- 1 PM01-02-036

Follow us




YouTube





VIDEO DU MONTAGE DISPONIBLE SUR
YOUTUBE !


MOUNTING VIDEO AVAILABLE ON YOUTUBE !



Installer les 2 fixations avants
Install the 2 front brackets



Fixer les crochets arrière et clipser le sabots sur le tube arrière
Fit the rear plastic brackets and clamp the skid plate on the rear tube



Fixer les 3 points de fixation avants
Fix the 3 front fixation points



Fixer le renfort arrière
Fix the rear part to reinforce the protection