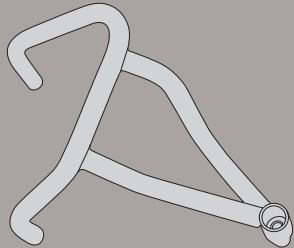

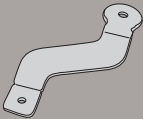


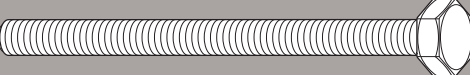


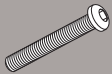


TN7406 - KN7406

PARAMOTORE SPECIFICO - SPECIFIC ENGINE GUARD - PARE-CARTER SPECIFIQUE - SPEZIFISCHER STURZBÜGEL - DEFENSA DE MOTOR ESPECÍFICA - PROTETOR DE MOTOR

DUCATI MULTISTRADA 1200 (2015)

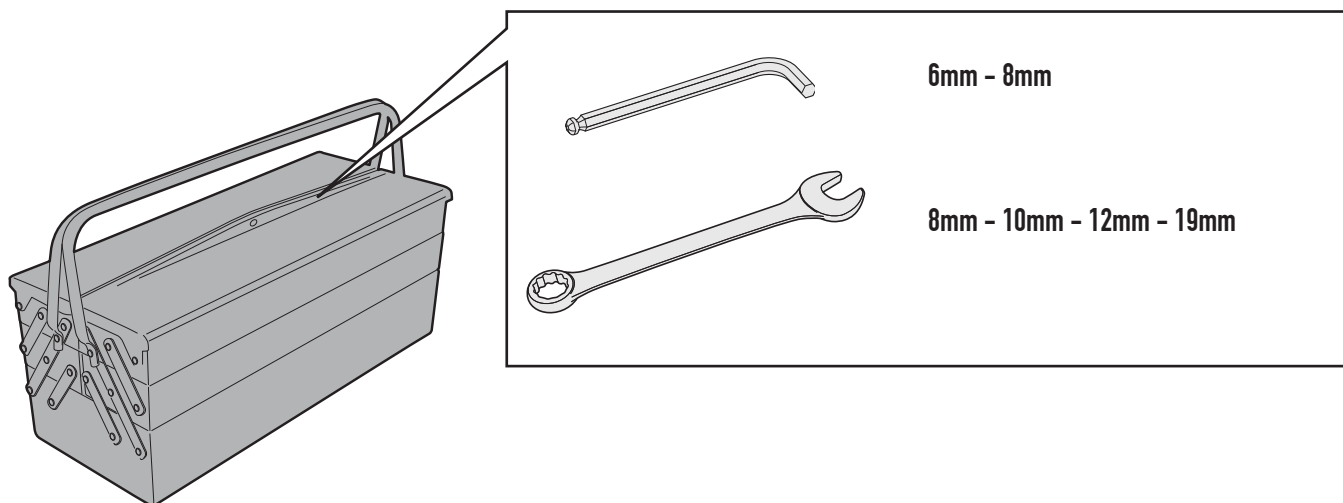
N°	Descrizione	Caratteristiche	Codice	Quantità	
1	Paramotore - Engine Guard Pare-carter - Sturzbuegel Defensa De Moto - Protetor de Motor	-	-	2 (Dx;Sx)	
2	Supporto - Support - Support Halterung - Soporte - Apoio	-	GNB1442V	1	
3	Supporto - Support - Support Halterung - Soporte - Apoio	-	GL2935DXV GL2935SXV	2 (Dx;Sx)v	
4	Niples	-	-	2	
5	Vite - Screw Vis - Schraube Tornillo - Parafuso	TECF M8x20	820TECF	2	
6	Vite - Screw Vis - Schraube Tornillo - Parafuso	TE M12x350	12350TE	1	
7	Vite - Screw Vis - Schraube Tornillo - Parafuso	TEF M6x25	625TEF	2	
8	Dado - Bolt - Ecrou Mutter - Tuerca - Porca	Dado Auto Bloccante Ribassato M12	12DADIAR	1	
9	Vite - Screw Vis - Schraube Tornillo - Parafuso	TBEI M6x20	620TBEI	4	

TN7406 - KN7406

PARAMOTORE SPECIFICO - SPECIFIC ENGINE GUARD - PARE-CARTER SPECIFIQUE - SPEZIFISCHER STURZBÜGEL - DEFENSA DE MOTOR ESPECÍFICA - PROTETOR DE MOTOR

DUCATI MULTISTRADA 1200 (2015)

N°	Descrizione	Caratteristiche	Codice	Quantità	
10	Rondella - Washer Rondelle - Scheibe Arandela - Arruela	Ø12	12RON	2	
11	Tappo - Cap Fiche - Stecker Enchufe - Cobertura	-	ILTB32	2	
12	Componenti Originali - Original Parts Parties Originales - Original Bauteile Componentes Originales - Componentes Originais	-	-	-	-
13	Rondella - Washer Rondelle - Scheibe Arandela - Arruela	-	618RONP	4	



TN7406 - KN7406

PARAMOTORE SPECIFICO - SPECIFIC ENGINE GUARD - PARE-CARTER SPECIFIQUE - SPEZIFISCHER STURZBÜGEL - DEFENSA DE MOTOR ESPECÍFICA - PROTETOR DE MOTOR

DUCATI MULTISTRADA 1200 (2015)



ATTENTION:

RIMUOVERE LA PARTE DIETRO DEL PARAFANGO ORIGINALE.

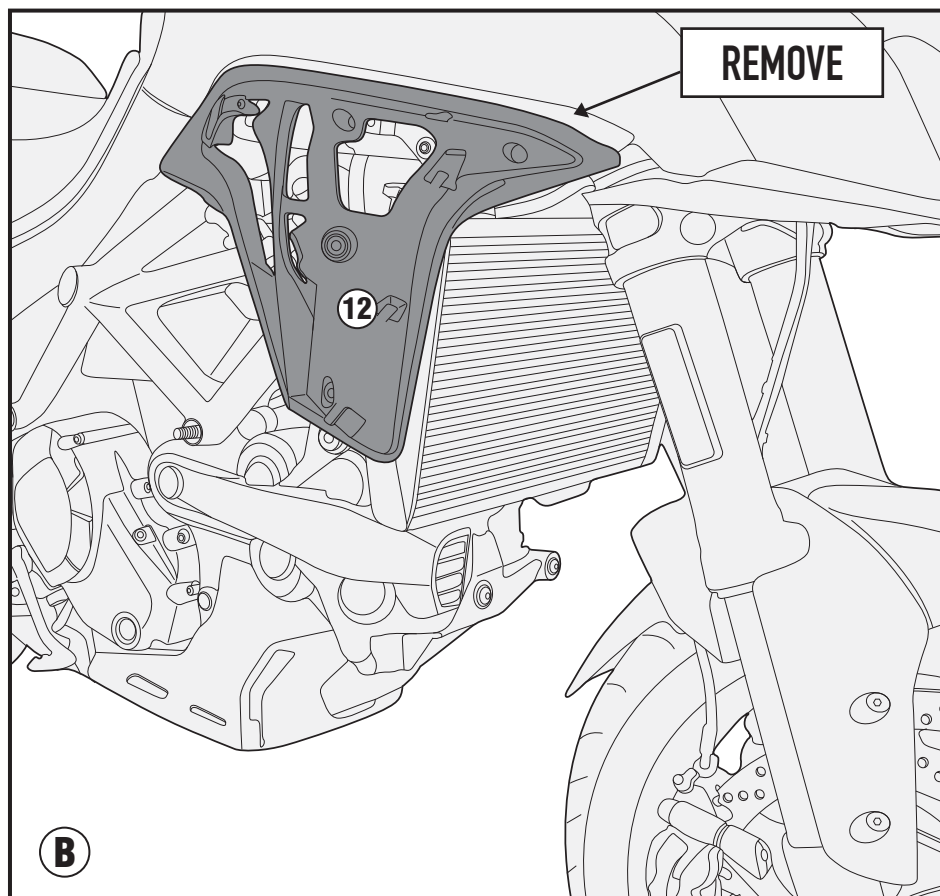
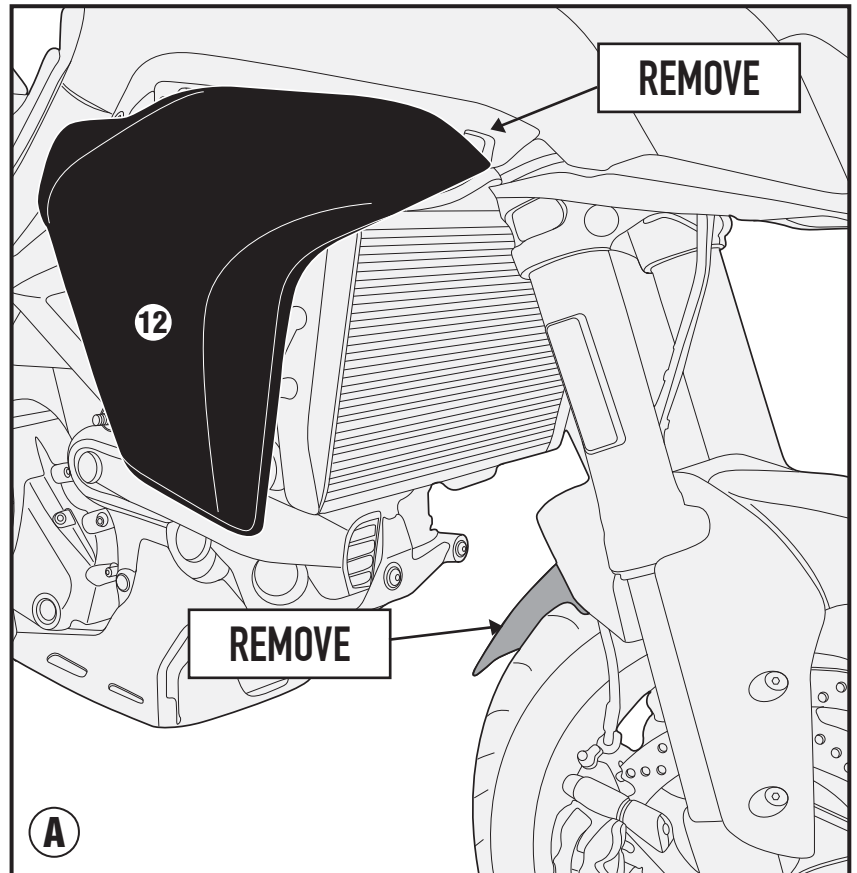
REMOVE THE REAR SECTION OF THE ORIGINAL MUDGUARD.

RETIREZ LA PARTIE ARRIÈRE DU GARDE-BOUE D'ORIGINE.

RETIRE LA PARTE POSTERIOR DEL GUARDABARROS ORIGINAL.

ENTFERNEN SIE DEN HINTEREN TEIL DES ORIGINAL-KETTENSCHUTZ.

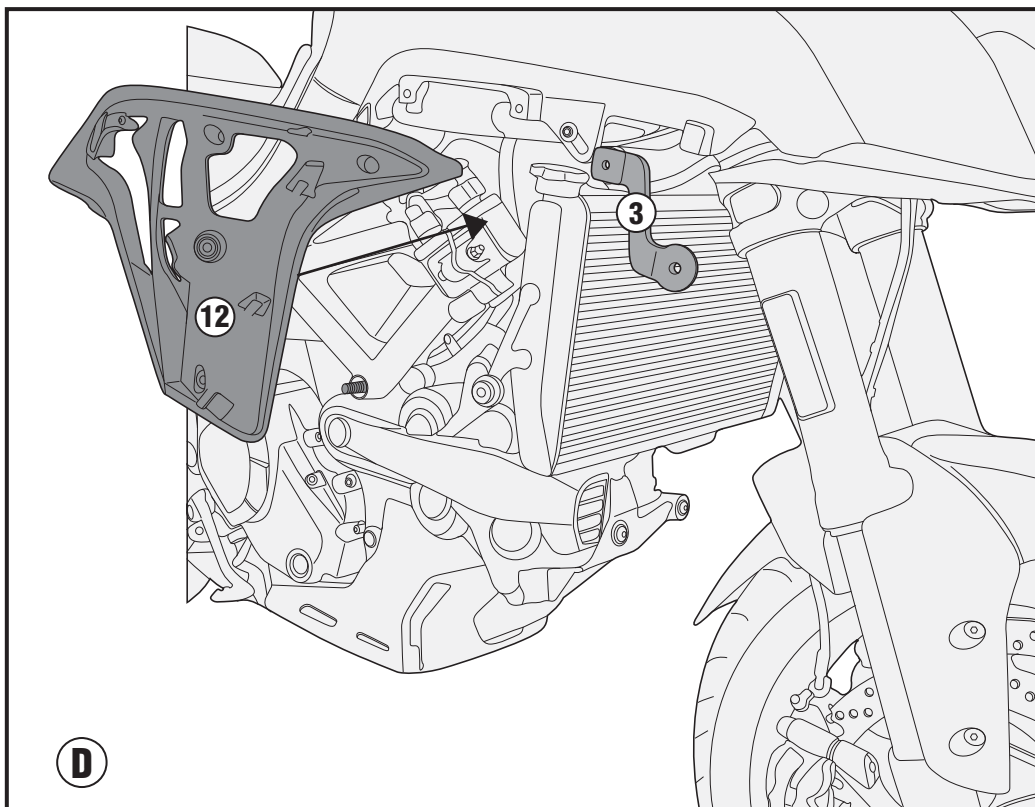
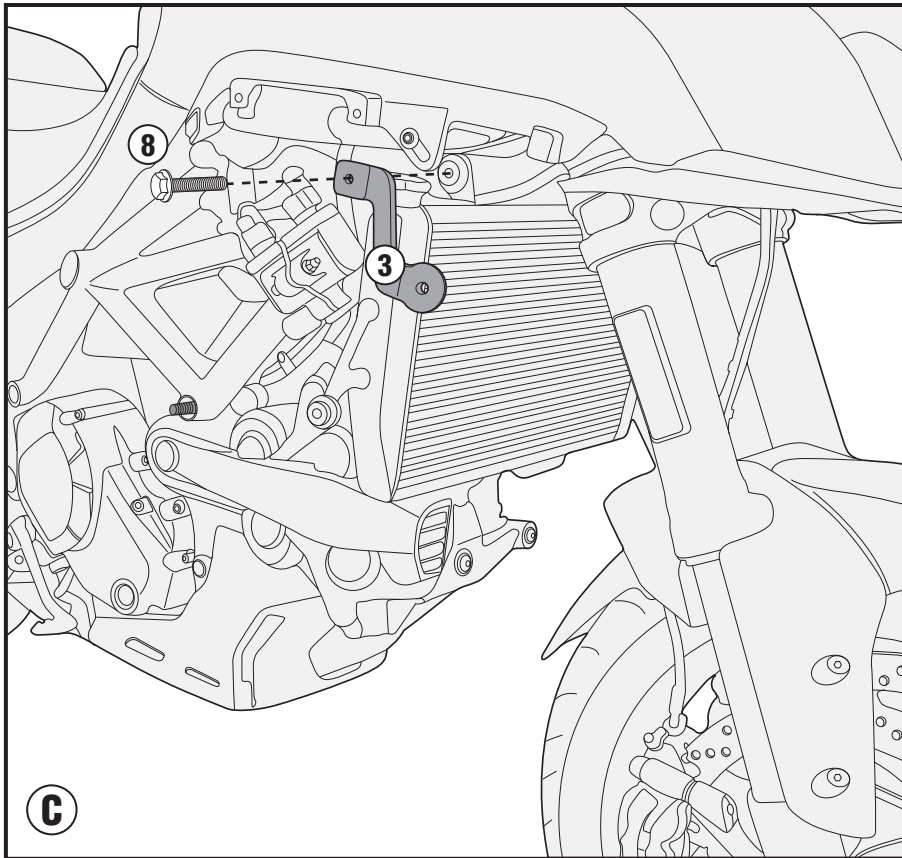
REMOVER A PARTE TRASEIRA DO PARA-LAMA ORIGINAL.



TN7406 - KN7406

PARAMOTORE SPECIFICO - SPECIFIC ENGINE GUARD - PARE-CARTER SPECIFIQUE - SPEZIFISCHER STURZBÜGEL - DEFENSA DE MOTOR ESPECÍFICA - PROTETOR DE MOTOR

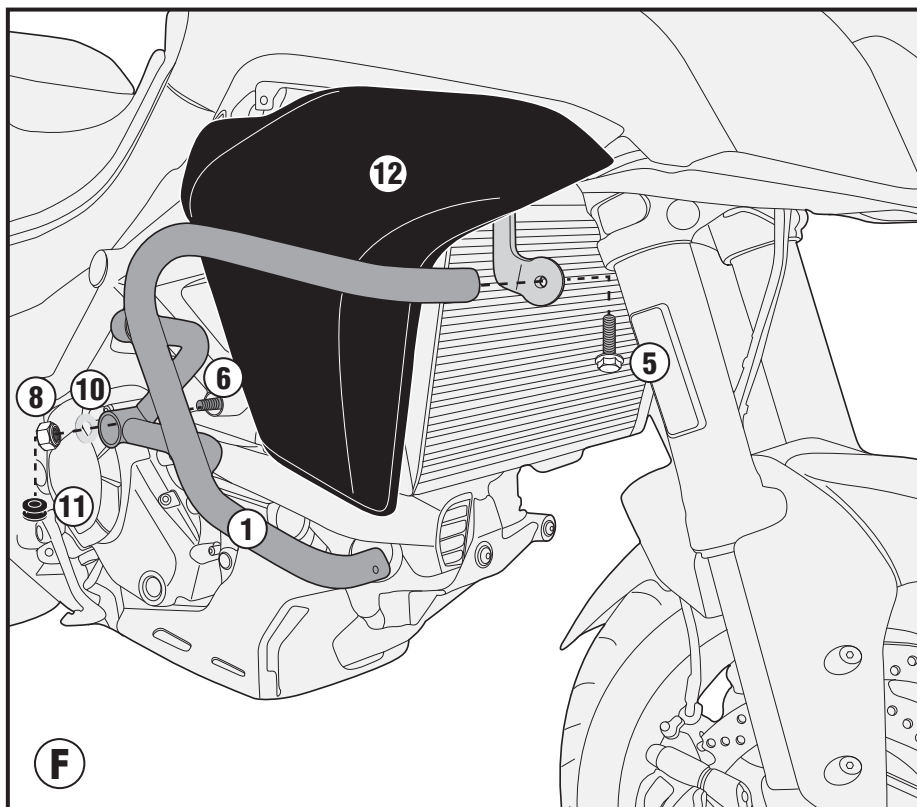
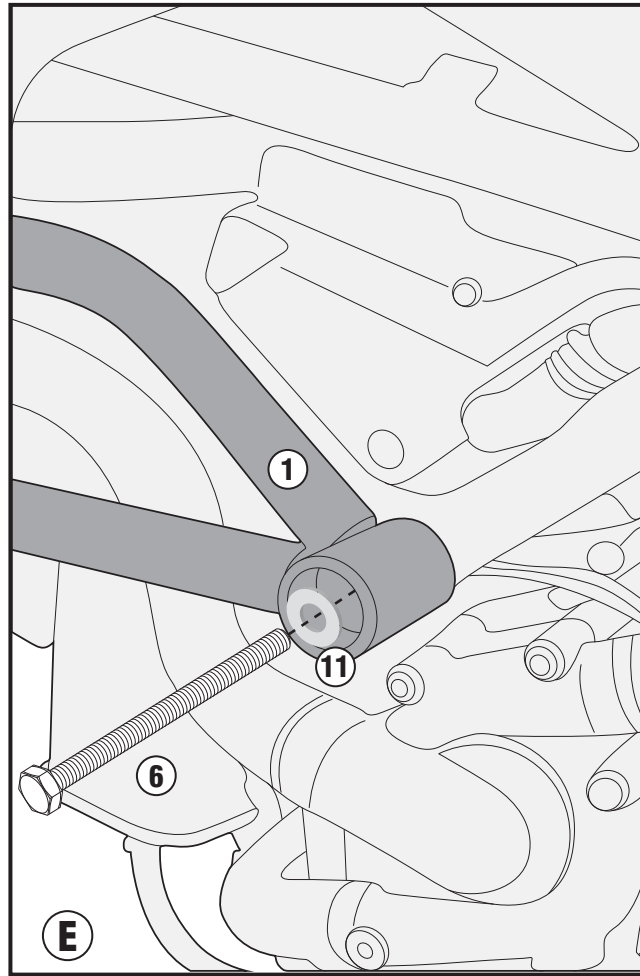
DUCATI MULTISTRADA 1200 (2015)



TN7406 - KN7406

PARAMOTORE SPECIFICO - SPECIFIC ENGINE GUARD - PARE-CARTER SPECIFIQUE - SPEZIFISCHER STURZBÜGEL - DEFENSA DE MOTOR ESPECÍFICA - PROTETOR DE MOTOR

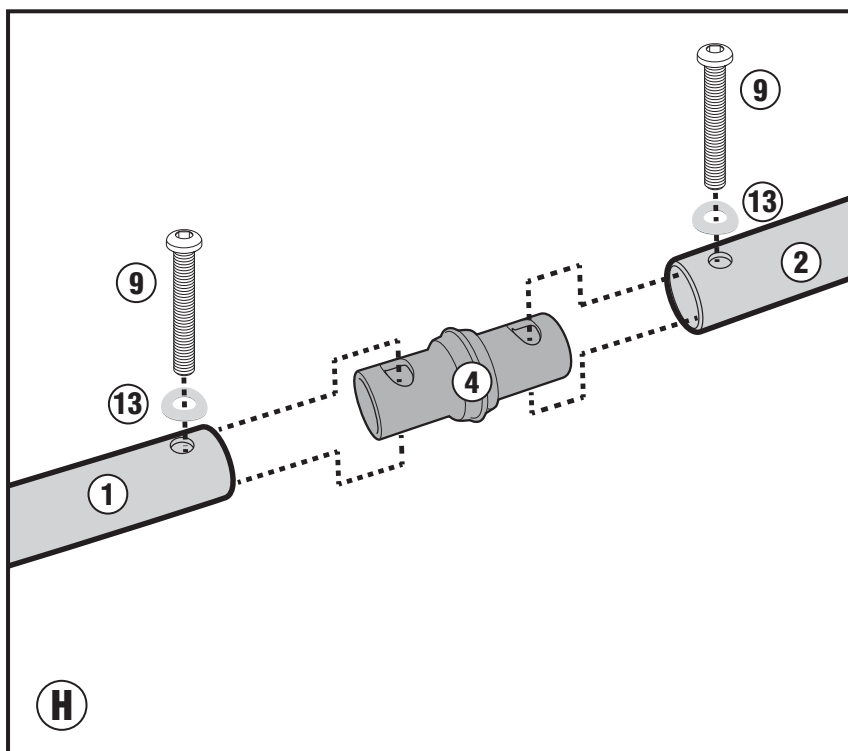
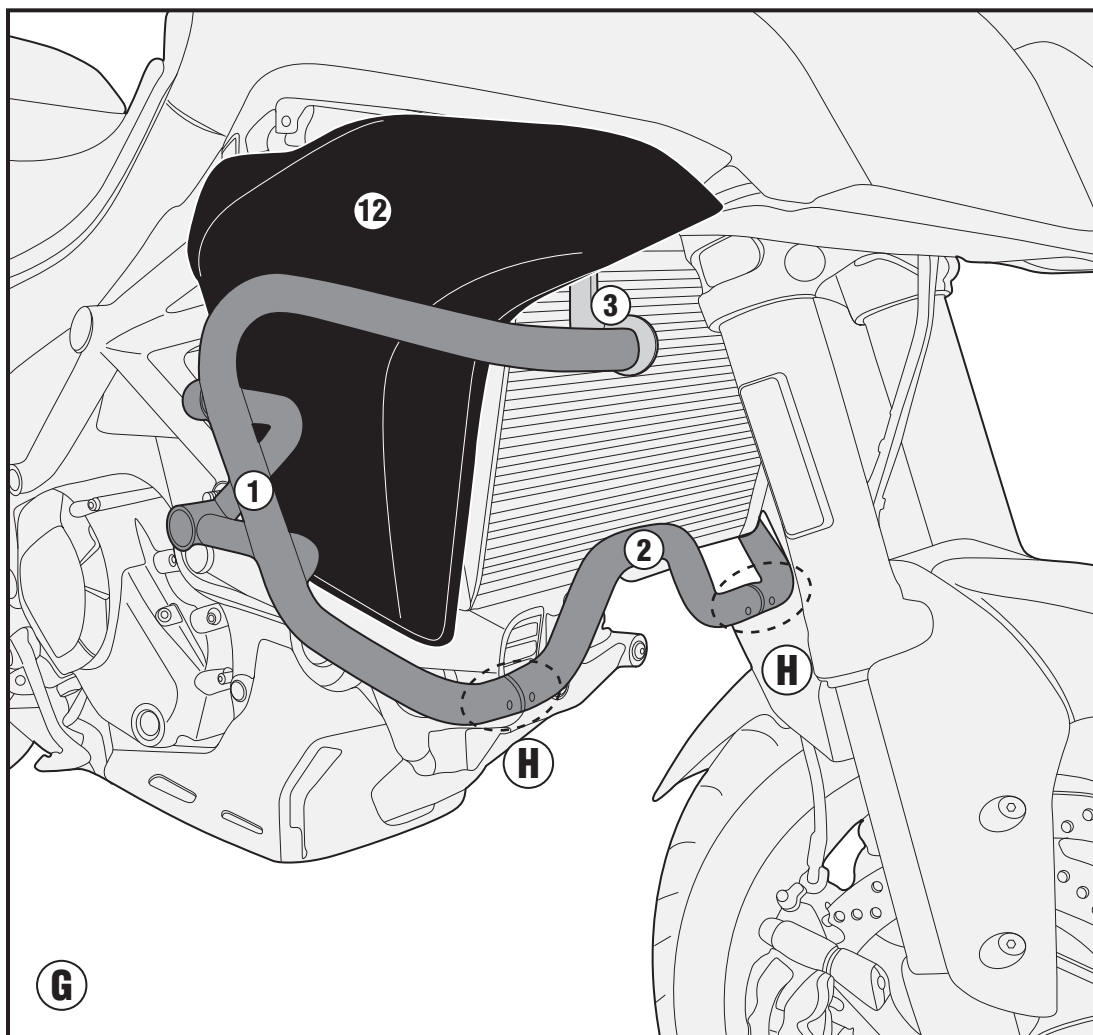
DUCATI MULTISTRADA 1200 (2015)



TN7406 - KN7406

PARAMOTORE SPECIFICO - SPECIFIC ENGINE GUARD - PARE-CARTER SPECIFIQUE - SPEZIFISCHER STURZBÜGEL - DEFENSA DE MOTOR ESPECÍFICA - PROTETOR DE MOTOR

DUCATI MULTISTRADA 1200 (2015)



ISTRUZIONI DI MONTAGGIO - MOUNTING INSTRUCTIONS
INSTRUCTIONS DE MONTAGE - BAUANLEITUNG
INSTRUCCIONES DE MONTAJE - INSTRUÇÕES DE MONTAGEM